

# XFORCE

---



***Adventures start***  
*where expectations end.*





**The Mitsubishi XFORCE is the compact SUV that will take you forward with its stylish yet powerful design and SUV practicality, ensuring you comfortably lead the way with confidence.**





**EXCITEMENT STARTS  
WHERE EXPECTATIONS END**

*Break free from routine with a partner  
built for an electrifying lifestyle.*







**NEW GENERATION  
DYNAMIC SHIELD**



**SIGNATURE T-SHAPED  
HEADLAMPS**



**SIGNATURE T-SHAPED  
TAIL LAMPS**



**HANDS-FREE  
POWER TAILGATE**



**STYLISH AND LARGE 18"  
TWO-TONE ALLOY WHEELS**

Effortlessly access the trunk with the hands-free operation of the power tailgate and even save the preferred tailgate height opening with its memory function. (GT variant)







# ***BE DYNAMIC***

Tailor your drive to the rhythm of your adventure. The XFORCE delivers you intuitive driver controls and dynamic sound for an immersive driving experience.

# 4 DRIVE MODES including Wet Mode



The XFORCE's unique drive modes adjusts power delivery, traction control, and steering effort for maximum driving confidence on various situations.

The WET Mode is specifically developed for ASEAN roads and weather.

**NORMAL**



**WET**



**GRAVEL**



**MUD**







**1.5L Engine with MIVEC**  
For a powerful yet  
efficient drive.



**Continuously Variable  
Transmission (CVT)**  
For a smooth ride.





# ***DYNAMIC SOUND***

Feel like you're in the best seat of a private concert hall with Dynamic Sound Yamaha Premium, with an 8-speaker system expertly tuned by Yamaha Sound Meisters to deliver in-depth realistic instrument sounds.







#### 4 DEFAULT SOUND TYPES

SIGNATURE

LIVELY

POWERFUL

RELAXING

**Mitsubishi Motors' innovative SCV (Speed Compensated Volume) adjusts both equalizer and volume to match vehicle speed, ensuring an unparalleled listening experience.**



## ***Advanced and Sophisticated Interior***

Features a horizontal axis design to maximize visibility and provide an intuitive understanding of the vehicle's stance in various road conditions.



GT interior shown



**8-inch Digital  
Meter Display**



**White Mélangé Fabric  
with Soft Padding  
(GT variant)**



**Ambient Lighting  
(GT variant)**



**12.3-inch Touchscreen  
Smartphone-link Display Audio (SDA)  
with Wireless Apple CarPlay and Android Auto**

Seamlessly integrate your smartphone and explore vehicle information on a captivating, intuitive display.





# Customizable Vehicle Information Display

## Driving Score

View your steering, braking, and acceleration scores based on how smooth you drive. Get better every time with the XFORCE.



## Responsive



## Avionics



## Reliable



## Adventurous



## Customizable Wallpaper





# **BE FREE**

Every drive is a freeing experience with the XFORCE's luxurious, versatile interior—where design meets comfort meets innovation.




GT interior shown





**Comfortable Leather Seats  
with Heat Guard  
(GT variant)**



**8-Step Reclining Rear Seats**



**Only fresh air with Dual Zone Climate Control  
with nanoex™**

The XFORCE's air conditioning has built-in nanoex™ technology which purifies and deodorizes the air circulating in the cabin. Its toggle and piano button switches ensure intuitive operation.





The XFORCE's GLS interior features black and gray fabric seats, a stylish and modern choice for your daily drives.



## ***Smart Storage Spaces and Charging Solutions***

### **Versatile Cargo Space**



### **Wireless Smartphone Charger (GT variant)**



### **Center Console Box with Cooling Function**



### **Multiple Pockets**



### **Seat Under Tray**



### **Front and rear USB Ports (Types A and C)**





## Safe Journeys Ahead

### SRS Airbags

6x for GT variant | 4x for GLS variant



### Auto Lighting Control

(GT variant)



### Electric Parking Brake with Auto-Hold Function




### Tire Pressure Monitor System (TPMS) (GT variant)



### Active Yaw Control



### Reversing Camera



## Be confident with 5-star safety rating

Earning top safety honors from ASEAN NCAP, Mitsubishi XFORCE is designed to protect you and your passengers on every journey.




# Mitsubishi Motors Safety Sensing

(GT variant)

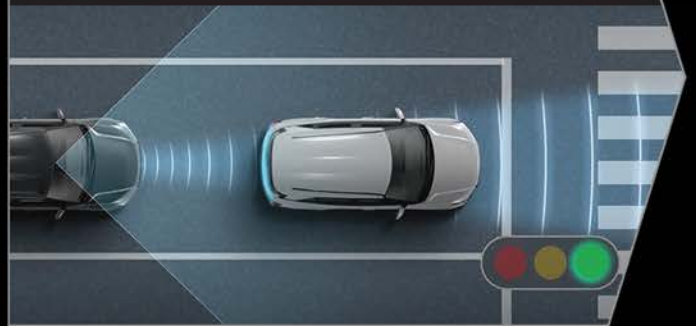
## Adaptive Cruise Control (ACC)

Reduces fatigue by not only allowing you to set your desired speed but also adapts based on the distance set from the car in front of you.



## Leading Car Departure Notification (LCDN)

Alerts you when the car ahead starts moving so you can resume your drive.



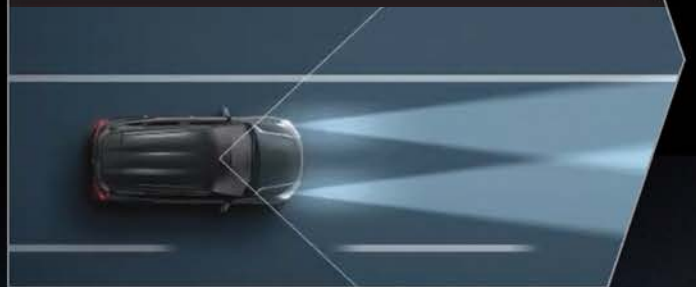
## Forward Collision Mitigation System (FCM)

Detects and mitigates potential collision, alerting the driver and applying brake force as needed.



## Automatic High Beam (AHB)

Automatically switches from high beam to low beam whenever oncoming vehicles or traffic in front is detected.



## Blind Spot Warning System (BSW)

Stay confident with alerts for vehicles approaching in your blind spot.



## Rear Cross Traffic Alert (RCTA)

Back up onto the road with ease and be alerted of approaching vehicles.



***Show them who sets the trend  
with the All-New XFORCE's two-tone colors***

**Energetic Yellow Metallic  
with Black Roof**



**Quartz White Pearl  
with Black Roof**



**Graphite Gray Metallic  
with Black Roof**



**Blade Silver Metallic  
with Black Roof (GLS only)**





***Gear up your XFORCE for more exciting rides  
with Mitsubishi Motors Genuine Accessories.***

**Engine Hood Emblem**



**Front Under Garnish**



**Fashion Roof Rail**



**Side Door Garnish**



**Tailgate Spoiler**



**Rear Under Garnish**



SPECIFICATIONS		GT CVT		GLS CVT
Overall Length	mm	4,390		
Overall Width	mm	1,810		
Overall Height	mm	1,660		
Wheelbase	mm	2,650		
Minimum Ground Clearance	mm	193		
Gross Vehicle Weight	kg	1,730		
Curb Weight	kg	1,250	1,235	
Seating Capacity	persons	5		
Fuel Tank Capacity	L	42		
ENGINE AND TRANSMISSION				
Model and Type		1.5-Liter In-Line 4 DOHC 16 Valves Gasoline with MIVEC (4A91)		
Displacement	cc	1,499		
Maximum Power	Ps/prm	105 / 6,000		
Maximum Torque	Nm / rpm	141 / 4,000		
Engine Start/Stop Button		Equipped		
Transmission		Continuously Variable Transmission (CVT)		
Drive Modes		Equipped (Normal, Wet, Gravel, Mud)		
SUSPENSION				
Front		MacPherson Strut with Coil Spring and Stabilizer		
Rear		Torsion Beam		
BRAKES				
Front		Disc		
Rear		Disc		
Anti-Lock Braking System (ABS)		Equipped with Electronic Brakeforce Distribution (EBD)		
Brake Assist		Equipped		
TIRES AND WHEELS				
Tires		225/50 R18		
Wheels		18-inch Two Tone Alloy		
STEERING				
Power Steering		Electric		
Steering Wheel		3-Spoke Leather Wrapped		
Steering Wheel-Mounted Audio Control		Equipped		
Steering Column Adjustment		Tilt and Telescopic		
MULTI-MEDIA SYSTEM				
Type		12.3" Smart Phone Link Display Audio (SDA) Touchscreen (with Wireless Apple CarPlay, Android Auto, and Bluetooth Connectivity, USB Ports, and AM/FM Radio)		
Wireless Mobile Phone Charger		Equipped	Not Equipped	
USB Ports	Front	Type A x1 & Type C x1 (Front Center Console)		
	Rear	Type A x1 & Type C x1 (Center Floor Console)		
Speakers		Dynamic Sound Yamaha Premium (8 Speakers)		
EXTERIOR				
Headlights		LED		
Headlights Auto-Lighting Control		Equipped	Not Equipped	
Fog Lights	Front	LED		
Daytime Running Lights		LED		
Wiper	Front	Equipped with Variable Intermittent with Washer, and Rain-Sensing Function	Equipped with 2-Speed Variable Intermittent with Washer	
	Rear	Intermittent with Washer		
Side Door Mirror	Cover	Black with Turn Signal Lights		
	Adjust	Electric Adjust and Power Folding		

Specifications may change without prior notice.  
 Photos may vary from actual unit.



SAFETY		GT CVT	GLS CVT
Mitsubishi Motors Safety Sensing (MMSS)			
Forward Collision Mitigation System (FCM)		Equipped	Not Equipped
Leading Car Departure Notification (LCDN)		Equipped	Not Equipped
Blind Spot Warning System (BSW)		Equipped	Not Equipped
Rear Cross Traffic Alert (RCTA)		Equipped	Not Equipped
Automatic High Beam (AHB)		Equipped	Not Equipped
Adaptive Cruise Control		Equipped	Not Equipped
Airbags	Driver Side	Equipped	
	Passenger Side	Equipped	
	Side	Equipped	
	Curtain	Equipped	Not Equipped
Seat Belts	Front	3 pt. ELR with Pretensioner x2	
	Rear	3 pt. ELR x3	
Reversing Camera		Equipped	
Rear Proximity Sensors		Equipped	Not Equipped
Active Stability and Traction Control		Equipped	
Active Yaw Control		Equipped	
Hill Start Assist		Equipped	
Tire Pressure Monitor System (TPMS)		Equipped	Not Equipped
ISO-Fix and Tether Anchor		Equipped	
INTERIOR			
Seats	Driver	6-Way Manual Adjustable (Slide, Recline, Height) with Convenience Hook and Seat Back Pocket	
	Front Passenger	4-Way Manual Adjustable (Slide, Recline) with Convenience Hook and Seat Back Pocket	
	Rear	40:20:40 Split with 8-Step Recline and Full Flat Folding	
	Material	Synthetic Leather with Heat Guard (Black with Brown Trim)	Black and Gray Fabric
Ambient Lighting		Equipped	Not Equipped
Under-Seat Tray		Equipped (Front Passenger Side)	
Instrument Cluster Display		8-inch Color LCD	
Air Conditioning System		Dual Zone Automatic with nanoe™ X	
Rear Air Conditioning Vents		Equipped (Center Floor Console)	
Parking Brake		Electric Type with Brake Auto-Hold Function	
Center Floor Console		Equipped with Cooling Function	
Cargo Space		Dual Level	
12V Accessory Socket		Equipped (Front Center Console)	

Specifications may change without prior notice.  
Photos may vary from actual unit.